

VIBRANT VOGUE

Portfolio

InteriorDesign










Gym Design




Design Concept :

- Asleek, modern fitness space merging industrial aesthetics with functionality.
- Exposed ceilings, bold lighting, and green accents define the character of this open-plan gym.

Key Features :

- Exposed ceilings and industrial lighting.
- Green moss wall panels.
- Neon signage and motivational quotes.
- Wooden flooring .
- Multipurpose workout zones.



Common Area With Open Kitchen



Design Concept :

- This space is a seamless blend of comfort and modern elegance. Designed for a 3BHK apartment, the open kitchen connects naturally with the living and lounge areas, promoting fluid movement and social interaction.
- The use of neutral tones, layered lighting, and metallic accents creates a calm yet luxurious ambiance.
- Textured wall finishes and custom decor elements add depth and sophistication, making it perfect for both everyday living and entertaining.



Key Features :

- Vertical PVD partitions for subtle spatial division.
- Clean-lined TV unit with contrast back paneling.
- Statement wall art that adds personality.
- Neutral-toned seating with metallic details.
- Custom light fixtures enhancing zoning.
- Modern open kitchen maintaining visual flow.

EXISTING FALSE CEILING

EXISTING FALSE CEILING

DEPTH-375+20

40 245 1275 250 885 105

2555

45MM CHAMPAGNE PROFILE FRAME WITH INBUILT HANDLE AND MIRROR

DEFAULT INTERNAL LAMINATE

LAMINATED OPEN BOX

45MM CHAMPAGNE PROFILE FRAME WITH INBUILT HANDLE AND MIRROR

DEFAULT INTERNAL LAMINATE

DEPTH- 375+20

40 448 447 40 175

975 685

STONE CLADDING WITH LIGHT AS PER 3D

2450

105

50 50 535 50 50 250 50

400

685

PLAN

STONE CLADDING

LAMINATE PEBBLE BOX WITH GLASS ON TOP AND PROFILE LIGHT PEBBLES (INTERAZZO) DEPTH-400 FIXED BOX

FRONT ELEVATION:

- Overall width: 4660
- Overall height: 2120
- Top section: 150MM DROP FALSE CEILING
- Left side: CURTAIN SPACE (105, 120, 257, 18)
- Right side: 75MM EURO PRATIK PANEL WITH COVE LIGHT 3412 EURO PRATIK
- Central section: 75MM EURO PRATIK PANEL WITH COVE LIGHT
- Bottom section: LAMINATE TOP PANEL
- Bottom section: 45MM BLACK AL FRAME WITH BLACK TINTED GLASS FLAP DOWN (x3)
- Bottom section: L1, L2, L1, L1, L1 labels
- Bottom section: DEPTH 380+20, DEPTH 400, DEPTH 400

SIDE ELEVATION:

- Overall width: 2400
- Overall height: 400
- Label: LAMINATED OPEN BOX - PEBBLE BOX - PEBBLES INTERAZZO WITH GLASS ON TOP

[illegible]

Modern Living Area with Dining Concept



Design Concept :

- The living and dining area is designed to reflect a seamless blend of comfort and sophistication.
- The open-plan layout promotes fluidity and interaction between spaces, ideal for modern family living.
- Inspired by contemporary aesthetics with a touch of elegance, the space incorporates clean lines, layered lighting, and curated textures to create a warm and inviting atmosphere.

Key Features :

- Open Layout: Unites the living and dining zones, maximizing space and natural flow.
- Custom Bar Unit: A stylish addition, perfect for entertaining, with integrated wine storage and ambient lighting.
- Statement Wall Art: Adds personality and global flair through a metallic world map and curated decor.
- Layered Lighting: Recessed ceiling lights combined with accent chandeliers enhance mood and functionality.
- Built-in TV & Storage Wall: Offers clean organization with a visual focal point in the living area.



Modern Elegance: Living + Dining + Foyer



Design Concept :

- This layout harmoniously blends the living, dining, and foyer areas in a cohesive and elegant open-plan design.
- The space is crafted for modern living, where functionality meets finesse.
- Each zone is visually distinct yet seamlessly connected—creating an inviting environment that supports relaxation, dining, and entertaining with ease.

Key Features :

- Defined Foyer Space: Marked by the serene Buddha installation, the foyer sets a peaceful and welcoming tone.
- Elegant Crockery Unit: The mirrored wall enhances depth and light while functioning as a stylish storage and display zone.
- Dedicated Bar Unit: Strategically placed between dining and foyer, the sleek bar adds luxury and convenience for hosting.
- Open Living Zone: Comfortable yet modern, the living area features warm tones, a central artwork, and layered lighting.
- Contemporary Dining: Defined by a statement light fixture and chic chairs, the dining space anchors the central zone.



Entertainment Lounge



Design Concept :

- This space brings together the coziness of a modern living room with the immersive experience of a home theatre.
- Designed for relaxation, movie nights, and casual hangouts, it features an integrated AV setup, layered lighting, and acoustically conscious elements—all while maintaining a stylish, minimalist aesthetic

Key Features :

- Dual-purpose Living + Home Theatre layout
- Wall-mounted surround sound speaker setup
- Large-format TV with custom console for storage & equipment
- Acoustic paneling & soft finishes for sound quality
- Warm-toned wooden vertical panels for contrast & structure
- Cozy seating arrangement ideal for long viewing sessions.

Kitchen Designs



Modular Kitchen with Breakfast Counter



Design Concept :

- The kitchen is designed to be both functional and visually elegant, aligning with the overall contemporary theme of the home. A crisp white modular setup paired
- with black accents and golden pendant lights brings a clean and modern aesthetic. The space integrates a breakfast counter,
- making it ideal for casual dining and quick meals while maintaining open connectivity with the living area.



Key Features :

- U-shaped layout for efficient workflow.
- White lacquered cabinets with integrated handles.
- Overhead storage and mirrored backsplash for visual depth.
- Sleek breakfast counter with stylish bar stools.
- Modern pendant lighting defining the dining zone.
- Compact dining setup adjoining the kitchen for seamless flow.
- Subtle wall moulding and mirror panel enhancing the entry nook.

KITCHEN BASE UNIT LAYOUT

The diagram illustrates the layout of the kitchen base units, including dimensions and component labels.

Overall Dimensions:

- Top Section:** Total width 1956 (600 + 450 + 900) and 1204 (250 + 460 + 460). Total height 980.
- Left Section:** Total height 2680 (40 + 450 + 450 + 690 + 600). Total width 600.
- Bottom Section:** Total width 1620 (600 + 1000). Total height 620.

Components and Labels:

- Top Section:**
 - ACRYLIC BLUM CORNER TANDEM BOXES
 - ACRYLIC SET OF 3 BLUM TANDEM BOXES
 - ACRYLIC BLUM B P O
 - ACRYLIC SHUTTER WITH SHELF
- Left Section:**
 - ACRYLIC SET OF 2 BLUM TANDEM BOXES
 - ACRYLIC SHUTTER SINK UNIT
- Bottom Section:**
 - ACRYLIC APPLIANCE UNIT
 - OPEN SPACE FOR REFRIGERATOR

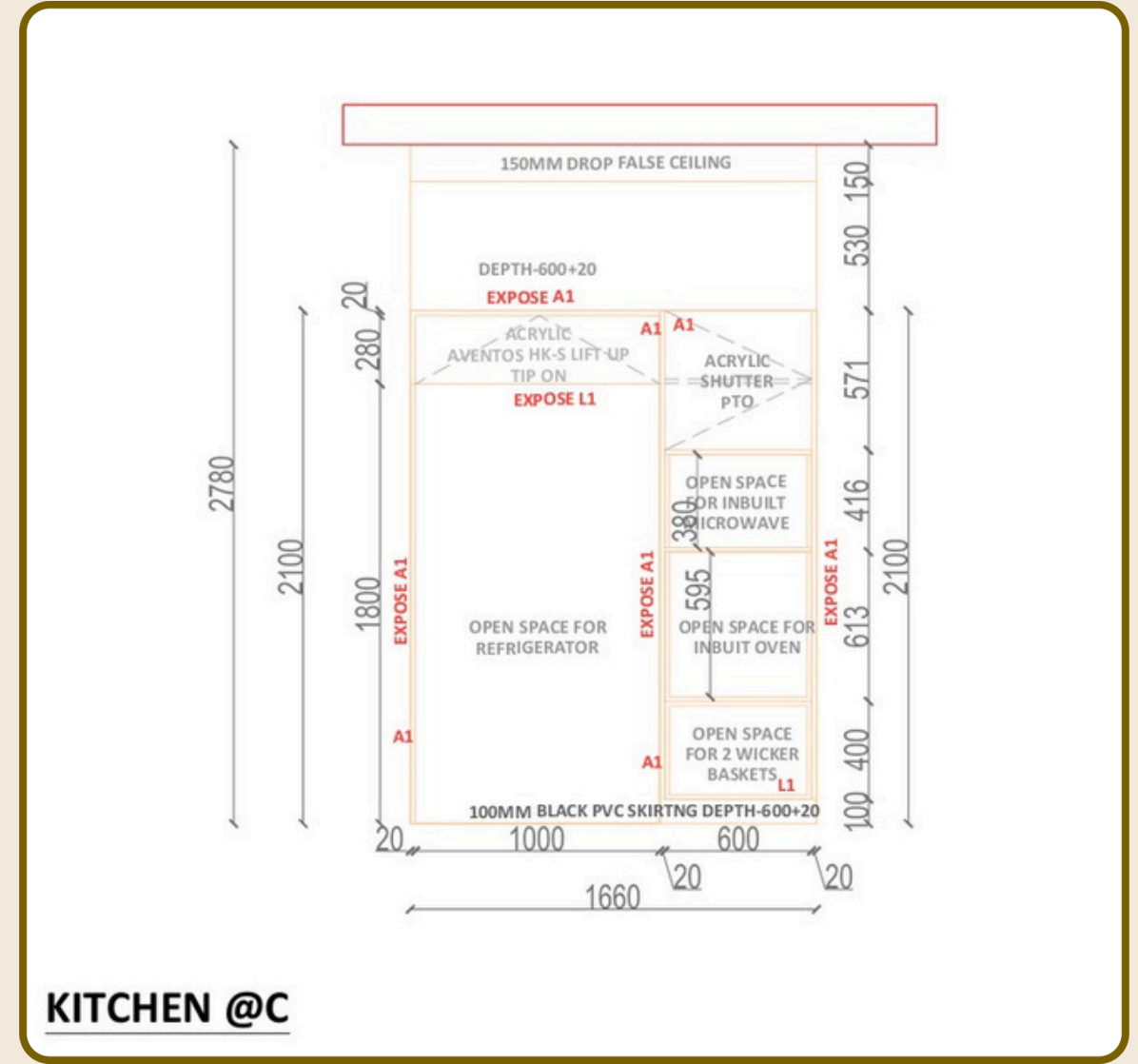
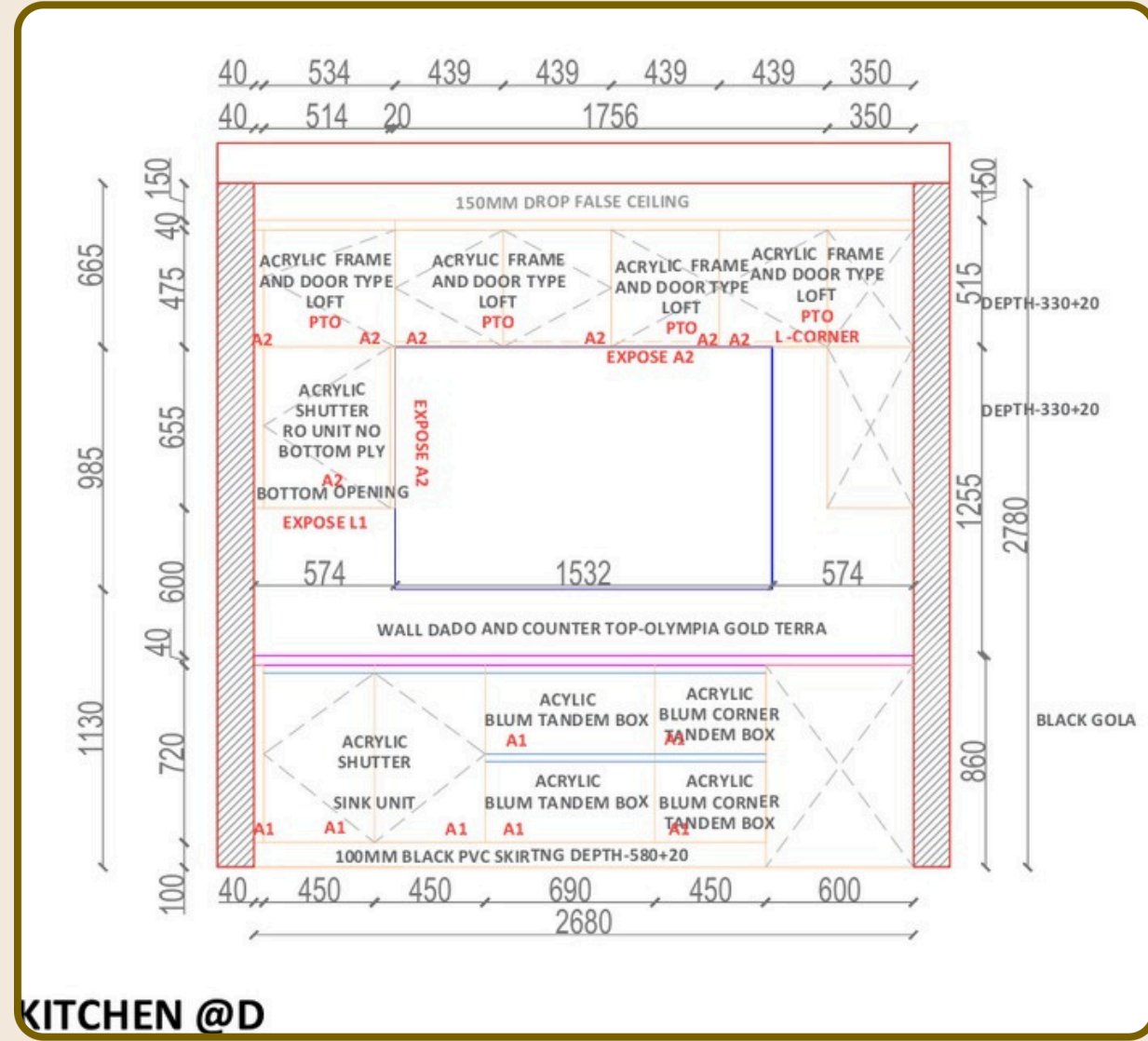
Dimensions and Spacing:

- Top Section:** 600, 450, 900, 250, 460, 460, 40, 980.
- Left Section:** 40, 450, 450, 690, 600, 2680.
- Bottom Section:** 600, 1000, 620, 20, 600, 1000, 20.

Orientation: A compass rose indicates North (N) is at the top, South (S) is at the bottom, East (E) is to the right, and West (W) is to the left.

The diagram illustrates the layout of a kitchen overhead (OH) unit. The main unit is L-shaped, with a top horizontal section and a left vertical section. The top horizontal section has a total width of 940, with a 40-unit gap on the left and a 20-unit gap on the right. The left vertical section has a total height of 350, with a 40-unit gap at the bottom. The bottom horizontal section of the L-shape has a width of 350. The top horizontal section contains an 'ACRYLIC SHUTTER HF - LIFT UP' unit on the left and an 'OPEN SPACE FOR 3FT CHIMNEY' on the right. The left vertical section contains an 'ACRYLIC SHUTTER RO UNIT' at the bottom. A compass rose indicates the orientation, with A at the top, B on the right, C at the bottom, and D on the left. A separate unit, labeled 'ACRYLIC SHUTTER HK-5 LIFT UP' and 'ACRYLIC APPLIANCE UNIT', is shown below the main unit. This separate unit has a width of 1000 and a height of 620. The overall dimensions of the main unit are 940 (width) by 350 (height).

[illegible]



European Style Modular Kitchen with Central Island



Design Concept :

- This kitchen draws from classic European design sensibilities—featuring shaker-style white cabinetry, glass-front wall units, and a deep blue island as a statement centerpiece.
- The mirrored backsplash, detailed paneling, and clean symmetry offer both aesthetic elegance and practical organization. Ideal for homes that appreciate timeless beauty with modern usability.

Key Features :

- Shaker-style cabinetry in classic white for a clean, elegant look.
- Bold blue island counter serving as prep and breakfast space.
- Glass shutter cabinets for display and openness.
- Mirrored backsplash to add depth and reflect light.
- Tall pantry unit for increased storage efficiency
- Integrated hob and chimney for a seamless cooking experience.
- Soft marble-effect flooring and luxurious finishes.



Modern Kitchen with Warm Wood Accents



Design Concept :

- This kitchen is all about creating a calming, clutter-free environment. Light wood and soft grey tones bring warmth and softness, while the breakfast counter extends usability without compromising space.
- Built-in appliances, handleless cabinets, and the use of floating shelves showcase a clean, modern lifestyle approach with subtle luxury.

Key Features :

- L-Shaped Modular Layout Designed for efficient workflow, with a clear separation between cooking, prep, and utility zones.
- Sleek, modern base units with a soft-touch finish that create a clean, uninterrupted visual flow.
- Warm Wood Overhead Units adds warmth and contrast to the grey base cabinets while maintaining a light and airy feel.
- Tall Storage Unit a full-height cabinet that maximizes vertical space—ideal for pantry use or storing large kitchen essentials.
- Quartz Countertop & Marble-Look Backsplash durable, easy-to-clean surfaces that enhance both the practicality and elegance of the space.

Elegant Bedroom Design



Modern Luxe Style Bedroom



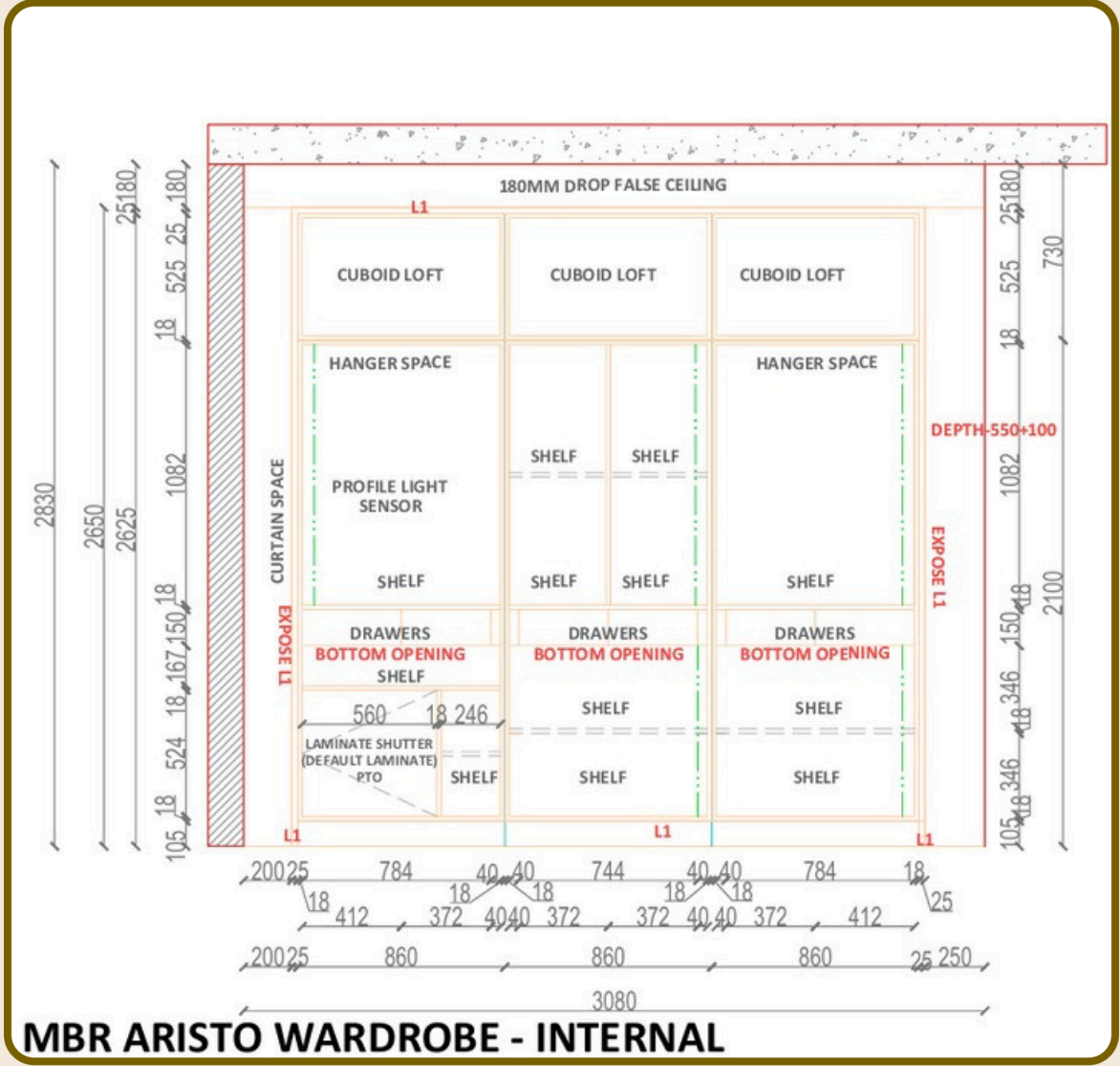
Design Concept :

- This masterbedroom is designed as a sanctuary of calm.
- The color palette blends whites, taupes , and muted browns, enriched with flowing drapery, vertical panel textures, and warm lighting. Built-in wardrobes offer storage while maintaining visual openness.

Key Features :

- Upholstered bed-back panel with geometric inlay.
- Full-height wardrobes with soft champagne-tinted finishes.
- Compact dresser with mirror and stool.
- Warm pendant lighting for ambient glow and concealed ceiling lighting for a seamless look.
- Minimal yet elegant décor, with an emphasis on comfort.

The drawing is a side elevation of a bed frame. It features a central 'KING SIZE COT WITH NORMAL HYDRAULIC LIFT UP AND DDECOR HEADBOARD'. On either side of the cot are vertical panels with '75MM THK MDF PANEL WITH GROOVES AND DUCO PAINT, 50MM PVD AND COVE LIGHT'. The left panel includes a 'MIRROR ON PLY WITH PROFILE LIGHT' and three 'QUADRO DRAWER' units. The right panel also includes three 'QUADRO DRAWER' units. The bed is finished with a '180MM DROP FALSE CEILING' and 'CURTAIN SPACE' on the sides. Dimensions are provided for the overall size (4150x1800) and various components (e.g., 880x180 for the headboard area, 600x180 for the footboard area).



Serene and Sophisticated Bedroom



Design Concept :

- Warm, earthy tones paired with soft lighting create a restful and grounded space.
- Clean-lined wardrobes and recessed niches ensure ample storage without clutter.
- Designed for comfort, ease of movement, and timeless elegance.
-

Key Features :

- Warm Neutral Palette with Earthy Undertones .The use of taupes, beiges, and soft browns creates a grounded and restful atmosphere, ideal for older residents seeking peace and comfort.
- Full-Height Modular Wardrobe with Open Shelves .Tall, seamless wardrobes offer maximum storage while open shelving adds accessibility for daily-use items and decor elements.
- Fluted Headboard Wall Paneling
- Vertical textured panels behind the bed add visual depth and sophistication, while maintaining a minimal and soothing look.
- Compact, space-saving nightstands paired with pendant or wall lights provide functionality without clutter.
- The layout emphasizes ease of movement, with furniture placement thoughtfully spaced to ensure comfort and accessibility.

Welcoming and Classy Guest Bedroom



Design Concept :

- A minimal yet welcoming space in soft neutrals with glossy finishes.
- Combines sleek storage, a calm green accent wall, and a compact work desk.
- Designed for comfort, elegance, and practical functionality.

Key Features :

- Glossy Modular Wardrobe with Rose Gold Accents .Sleek wardrobe shutters in a glossy finish reflect light and add sophistication, while rose gold profiles subtly enhance the luxury.
- Upholstered Headboard with Vertical Wall Paneling . A soft, padded headboard set against vertically grooved wall panels adds both comfort and visual height to the room.
- Integrated Study - A compact corner designed for either work or grooming, featuring a back-painted glass surface that adds a modern touch.
- Warm Lighting with Cove Detailing - Cove ceiling lighting combined with pendant or recessed fixtures creates a warm and welcoming environment for guests.
- Neutral Palette with Green Accent Wall - The use of calm greys, whites, and a soft sage green creates a relaxing and stylish space, ideal for short or long stays.

Whimsical Pastel with Scandinavian Softness Kids Bedroom



Design Concept :

- A soft, playful space with a pastel palette, curved elements, and smart storage.
- Designed to inspire imagination, encourage learning, and ensure safety.
- Blends cozy aesthetics with functionality for a growing child.

Key Features :

- Soft pastel palette in pink and white with playful arches.
- Custom bed with display and toy storage unit.
- Rounded shelves with cute animal knobs for safety and charm.
- Creative wall paneling that blends decor and function.
- Study corner with chalkboard wall and globe.
- Kid-friendly materials and rounded edges throughout.



**Designed By Our Expert :
Interior designer Pooja Gandhi**



VIBRANT VOGUE

Reach Us out



+919902544001



+919986900622

THANKYOU